



Oldham County, Kentucky
Population and Housing Narrative Profile: 2005-2007
 Data Set: **2005-2007 American Community Survey 3-Year Estimates**
 Survey: **American Community Survey**

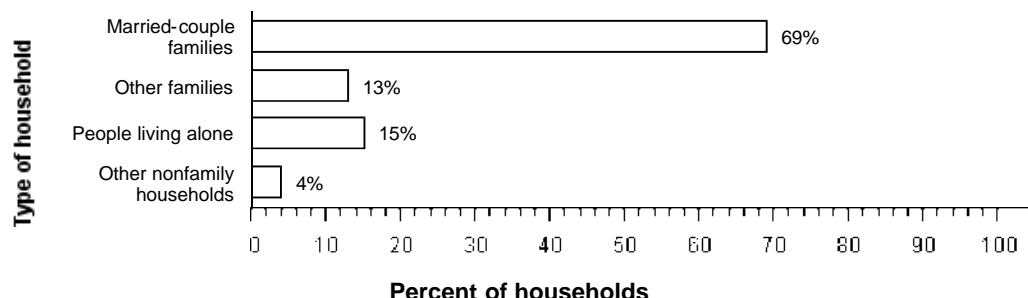
NOTE. Although the American Community Survey (ACS) produces population, demographic and housing unit estimates, it is the Census Bureau's Population Estimates Program that produces and disseminates the official estimates of the population for the nation, states, counties, cities and towns and estimates of housing units for states and counties.

For more information on confidentiality protection, sampling error, nonsampling error, and definitions, see [Survey Methodology](#).

HOUSEHOLDS AND FAMILIES: From 2005-2007 there were 19,000 households in Oldham County. The average household size was 2.7 people.

Families made up 81 percent of the households in Oldham County. This figure includes both married-couple families (69 percent) and other families (13 percent). Nonfamily households made up 19 percent of all households in Oldham County. Most of the nonfamily households were people living alone, but some were composed of people living in households in which no one was related to the householder.

The Types of Households in Oldham County, Kentucky in 2005-2007




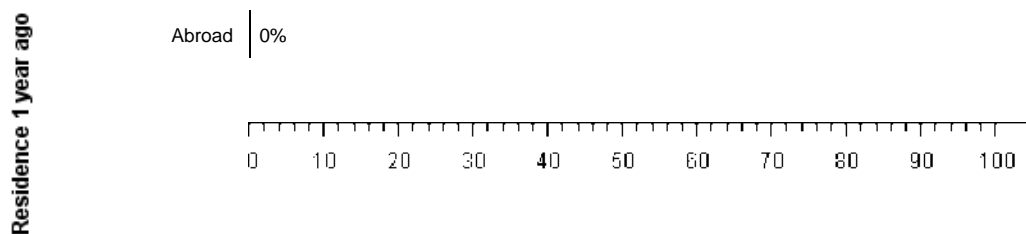
Source: American Community Survey, 2005-2007

NATIVITY AND LANGUAGE: Data for this section cannot be displayed because the number of sample cases is too small. Displaying the data would risk disclosing information for individuals.

GEOGRAPHIC MOBILITY: From 2005-2007, 85 percent of the people at least one year old living in Oldham County were living in the same residence one year earlier; 4 percent had moved during the past year from another residence in the same county, 8 percent from another county in the same state, 3 percent from another state, and less than 0.5 percent from abroad.

Geographic Mobility of Residents of Oldham County, Kentucky in 2005-2007





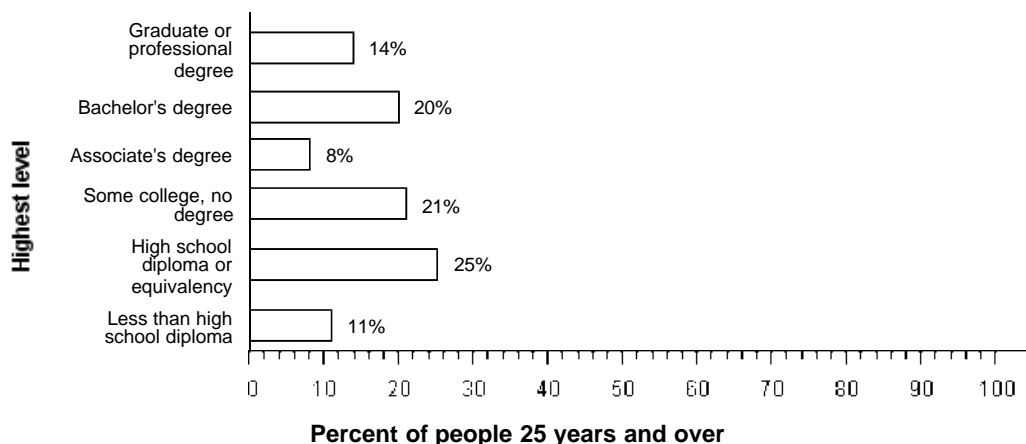
Percent of people age 1 year and over

Source: American Community Survey, 2005-2007

EDUCATION: From 2005-2007, 89 percent of people 25 years and over had at least graduated from high school and 34 percent had a bachelor's degree or higher. Eleven percent were dropouts; they were not enrolled in school and had not graduated from high school.

The total school enrollment in Oldham County was 15,000 from 2005-2007. Nursery school and kindergarten enrollment was 1,700 and elementary or high school enrollment was 10,000 children. College or graduate school enrollment was 3,000.

The Educational Attainment of People in Oldham County, Kentucky in 2005-2007

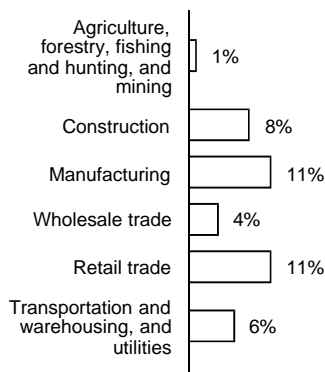


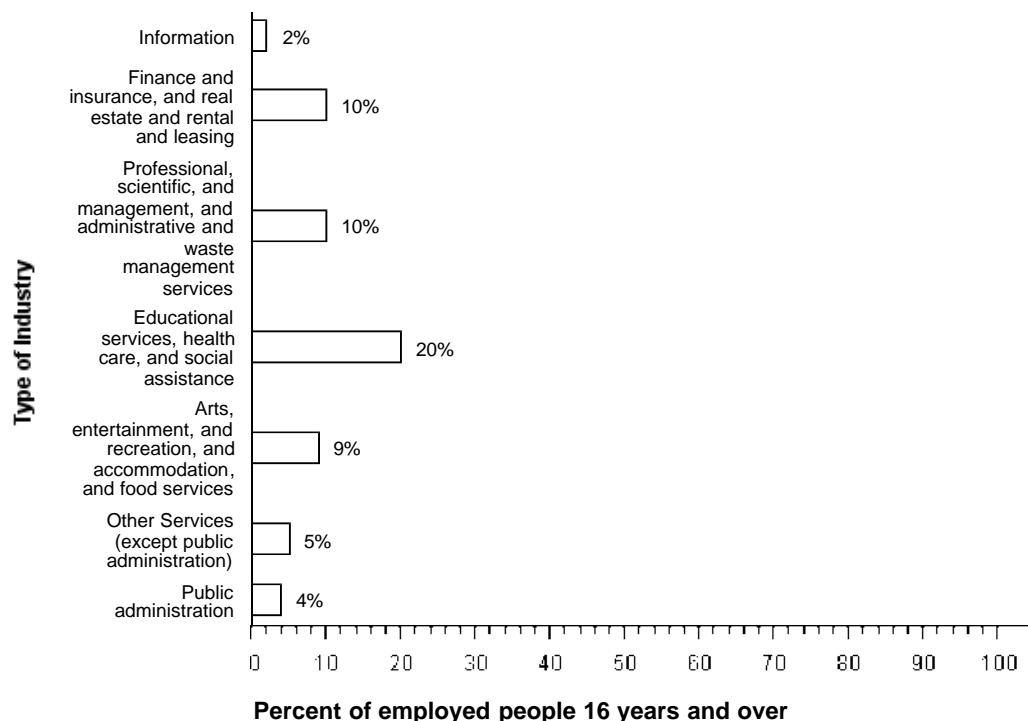
Source: American Community Survey, 2005-2007

DISABILITY: In Oldham County, among people at least five years old from 2005-2007, 10 percent reported a disability. The likelihood of having a disability varied by age - from 4 percent of people 5 to 15 years old, to 10 percent of people 16 to 64 years old, and to 27 percent of those 65 and older.

INDUSTRIES: From 2005-2007, for the employed population 16 years and older, the leading industries in Oldham County were Educational services, and health care, and social assistance, 20 percent, and Manufacturing, 11 percent.

Employment by Industry in Oldham County, Kentucky in 2005-2007





Source: American Community Survey, 2005-2007

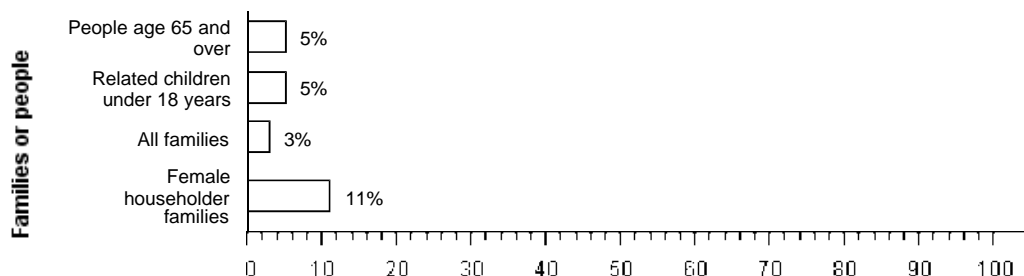
OCCUPATIONS AND TYPE OF EMPLOYER: Among the most common occupations were: Management, professional, and related occupations, 41 percent; Sales and office occupations, 26 percent; Service occupations, 14 percent; Production, transportation, and material moving occupations, 10 percent; and Construction, extraction, maintenance and repair occupations, 9 percent. Eighty-three percent of the people employed were Private wage and salary workers; 12 percent was Federal, state, or local government workers; and 5 percent was Self-employed in own not incorporated business workers.

TRAVEL TO WORK: Eighty-six percent of Oldham County workers drove to work alone from 2005-2007, 9 percent carpooled, 1 percent took public transportation, and 2 percent used other means. The remaining 3 percent worked at home. Among those who commuted to work, it took them on average 25.1 minutes to get to work.

INCOME: The median income of households in Oldham County was \$70,615. Eighty-nine percent of the households received earnings and 20 percent received retirement income other than Social Security. Twenty-two percent of the households received Social Security. The average income from Social Security was \$15,990. These income sources are not mutually exclusive; that is, some households received income from more than one source.

POVERTY AND PARTICIPATION IN GOVERNMENT PROGRAMS: From 2005-2007, 6 percent of people were in poverty. Five percent of related children under 18 were below the poverty level, compared with 5 percent of people 65 years old and over. Three percent of all families and 11 percent of families with a female householder and no husband present had incomes below the poverty level.

Poverty Rates in Oldham County, Kentucky in 2005-2007

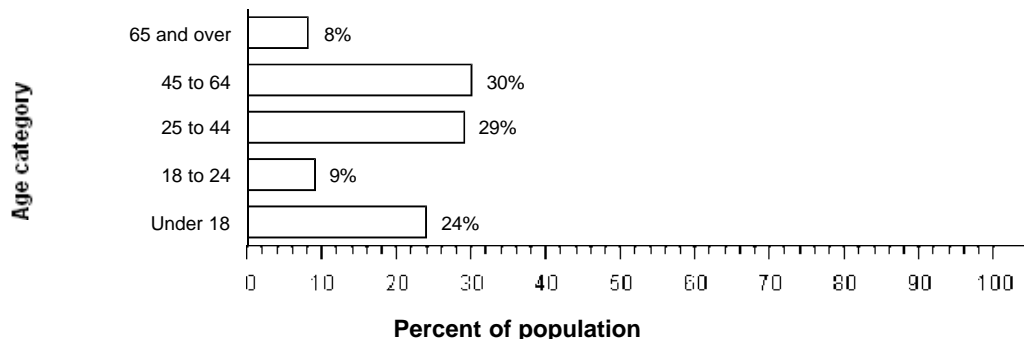


Percent below poverty level

Source: American Community Survey, 2005-2007

POPULATION OF Oldham County: From 2005-2007, Oldham County had a total population of 54,000 - 26,000 (48 percent) females and 28,000 (52 percent) males. The median age was 38 years. Twenty-four percent of the population was under 18 years and 8 percent was 65 years and older.

The Age Distribution of People in Oldham County, Kentucky in 2005-2007

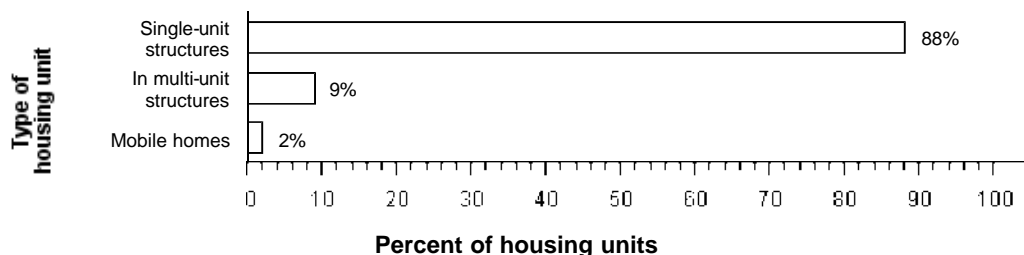


Source: American Community Survey, 2005-2007

For people reporting one race alone, 93 percent was White; 5 percent was Black or African American; less than 0.5 percent was American Indian and Alaska Native; 1 percent was Asian; less than 0.5 percent was Native Hawaiian and Other Pacific Islander, and 1 percent was Some other race. One percent reported Two or more races. Two percent of the people in Oldham County was Hispanic. Ninety-one percent of the people in Oldham County was White non-Hispanic. People of Hispanic origin may be of any race.

HOUSING CHARACTERISTICS: From 2005-2007, Oldham County had a total of 20,000 housing units, 5 percent of which were vacant. Of the total housing units, 88 percent was in single-unit structures, 9 percent was in multi-unit structures, and 2 percent was mobile homes. Forty-seven percent of the housing units were built since 1990.

The Types of Housing Units in Oldham County, Kentucky in 2005-2007



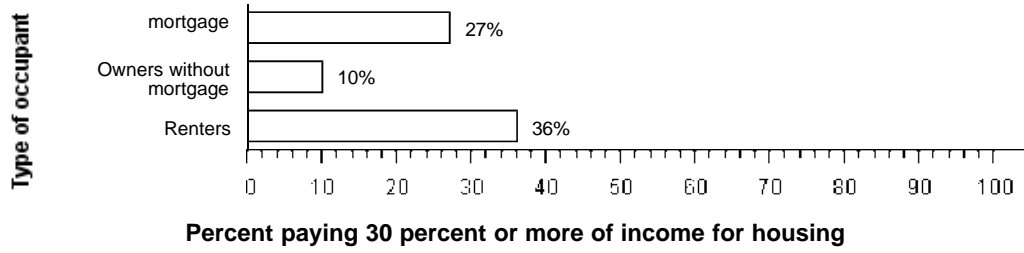
Source: American Community Survey, 2005-2007

OCCUPIED HOUSING UNIT CHARACTERISTICS: From 2005-2007, Oldham County had 19,000 occupied housing units - 16,000 (85 percent) owner occupied and 2,800 (15 percent) renter occupied. Four percent of the households did not have telephone service and 2 percent of the households did not have access to a car, truck, or van for private use. Multi Vehicle households were not rare. Forty-seven percent had two vehicles and another 31 percent had three or more.

HOUSING COSTS: The median monthly housing costs for mortgaged owners was \$1,524, nonmortgaged owners \$408, and renters \$675. Twenty-seven percent of owners with mortgages, 10 percent of owners without mortgages, and 36 percent of renters in Oldham County spent 30 percent or more of household income on housing.

Occupants with a Housing Cost Burden in Oldham County, Kentucky in 2005-2007

Owners with



Source: American Community Survey, 2005-2007

Source: U.S. Census Bureau, 2005-2007 American Community Survey

The U.S. Census Bureau's Population Estimates Program produces the [official population estimates for the nation, states, counties and places, and the official estimates of housing units for states and counties](#). The population and housing characteristics included above are derived from the American Community Survey.

Notes:

- Detail may not add to totals due to rounding.
- Percentages are based on unrounded numbers.